

**MOLDSHOP SUPPLIES.COM**

ONLINE HOME OF

**DW SALES & KELDON CO.**

248-528-1663      616-583-9835  
 SALES@DWSALES.COM      SALES@KELDONCO.COM

**DOTCO®**


**2020  
 SPRING  
 SPECIALS**




## Pencil Grinders

|  | <b>DOTCO Metal Body Pencil Grinder – Rear Exhaust 0.1 HP</b> |        |              |             |         |        |     |                 |
|---|--|--------|--------------|-------------|---------|--------|-----|-----------------|
|   | Model  | RPM    | Collet Guard | Collet Size | Weight  | Length | H.P | SALE            |
|   | DOT10R0400-18  | 60,000 | No           | 1/8         | 0.28 lb | 5.8"   | 0.1 | <b>\$399.00</b> |
|   | DOT10R0401-18  | 60,000 | Yes          | 1/8         | 0.28 lb | 5.8"   | 0.1 | <b>\$405.00</b> |


  

|  | <b>DOTCO Ergo Body Pencil Grinder – Rear Exhaust 0.1 HP</b> |        |              |             |         |        |     |                 |
|---|---|--------|--------------|-------------|---------|--------|-----|-----------------|
|   | Model   | RPM    | Collet Guard | Collet Size | Weight  | Length | H.P | SALE            |
|   | DOT12R0400-18   | 60,000 | No           | 1/8         | 0.28 lb | 5.8"   | 0.1 | <b>\$385.00</b> |
|   | DOT12R0410-18   | 60,000 | Yes          | 1/8         | 0.28 lb | 5.8"   | 0.1 | <b>\$388.00</b> |


## Turbine Grinder

|  | <b>DOTCO Metal Body Turbine Grinder 0.6 HP</b> |         |         |             |        |        |     |                 |
|---|--|---------|---------|-------------|--------|--------|-----|-----------------|
|   | Model  | RPM     | Exhaust | Collet Size | Weight | Length | H.P | SALE            |
|   | DOT10R9000-08                                  | 100,000 | Front   | 1/8         | 0.5 lb | 5.4"   | 0.6 | <b>\$459.00</b> |


## Inline Grinders

|  | <b>DOTCO Metal Body Inline Grinder 0.3 HP - Palm Sized</b> |        |         |             |        |        |     |                 |
|---|--|--------|---------|-------------|--------|--------|-----|-----------------|
|   | Model  | RPM    | Exhaust | Collet Size | Weight | Length | H.P | SALE            |
|   | DOT10L1081-36  | 34,000 | Rear    | 1/4         | 0.7 lb | 4.6"   | 0.3 | <b>\$349.00</b> |


  

|  | <b>DOTCO Ergo Body Inline Grinder 0.3 HP</b> |        |         |             |         |        |     |                 |
|---|--|--------|---------|-------------|---------|--------|-----|-----------------|
|   | Model  | RPM    | Exhaust | Collet Size | Weight  | Length | H.P | SALE            |
|   | DOT12L1081-36                                | 34,000 | Rear    | 1/4         | 0.84 lb | 6"     | 0.3 | <b>\$276.00</b> |

## Right Angle Grinders

|  | <b>DOTCO Ergo Body Right Angle Grinders 0.4 HP</b> |               |         |             |        |        |      |                 |
|---|--|---------------|---------|-------------|--------|--------|------|-----------------|
|   | Model  | RPM           | Exhaust | Collet Size | Weight | Length | H.P  | SALE            |
|   |  | DOT12LF281-36 | 20,000  | Rear        | 1/4    | 1.1 lb | 6.6" | 0.4             |
|   | DOT12L2218-36                                      | 18,000        | Rear    | 1/4         | 1.7 lb | 7.5"   | 0.6  | <b>\$619.00</b> |

|  | <b>DOTCO Metal Body Right Angle Grinder 0.4 HP</b> |        |         |             |        |        |     |                 |
|---|--|--------|---------|-------------|--------|--------|-----|-----------------|
|   | Model  | RPM    | Exhaust | Collet Size | Weight | Length | H.P | SALE            |
|   | DOT10LF201-36                                      | 20,000 | Front   | 1/4         | 1.1lb  | 6.6"   | 0.4 | <b>\$515.00</b> |




Sale Expires: June 21 , 2020

more on







## Extension Grinders

|  | DOTCO Ergo Body 3" Extension Grinders 0.3 HP |        |         |             |        |        |     |                 |
|---|--|--------|---------|-------------|--------|--------|-----|-----------------|
|   | Model  | RPM    | Exhaust | Collet Size | Weight | Length | H.P | SALE            |
|   | DOT12L1180-36                                | 28,000 | Rear    | 1/4         | 1.1 lb | 8.9"   | 0.3 | <b>\$543.00</b> |


|  | DOTCO Ergo Body 5" Extension Grinders 0.3 HP & 0.6 HP |        |         |             |        |        |                 |                 |
|---|---|--------|---------|-------------|--------|--------|-----------------|-----------------|
|   | Model   | RPM    | Exhaust | Collet Size | Weight | Length | H.P             | SALE            |
|   | DOT12L1181-36   | 28,000 | Rear    | 1/4         | 1.3 lb | 10.9"  | 0.3             | <b>\$475.00</b> |
| DOT12L1101-36   | 28,000  | Front  | 1/4     | 1.3 lb      | 10.9"  | 0.3    | <b>\$469.00</b> |                 |

## Dynabrade Orbital Sander


|  | <b>NEW</b> Low Profile 5" NON-Vacuum Random 3/16" Orbital Sander<br>* Used with PSA paper or hook and loop paper medium to fine grains. |        |         |                  |         |        |                 |
|--|---|--------|---------|------------------|---------|--------|-----------------|
|  | Model   | OPM    | Exhaust | Air Flow @ 90psi | Weight  | Height | SALE            |
|  | DYN59020  | 12,000 | Rear    | 340 LPM          | 1.43 lb | 3.5"   | <b>\$185.00</b> |

# Big Job Tools

## Right Angle Sander

|  | DOTCO Ergo Body Right Angle Sander 0.9 HP |       |      |          |        |        |     |                 |
|---|---|-------|------|----------|--------|--------|-----|-----------------|
|   | Model                                     | RPM   | Disc | Spindle  | Weight | Length | H.P | SALE            |
|   | DOT12L2751-80                             | 9,000 | 5"   | 5/8 - 11 | 3.4 lb | 9.8"   | 0.9 | <b>\$635.00</b> |

## Inline Grinder

|  | DOTCO Ergo Body Inline Grinder 0.9 HP |        |         |        |        |        |     |                 |
|---|---------------------------------------|--------|---------|--------|--------|--------|-----|-----------------|
|   | Model                                 | RPM    | Exhaust | Collet | Weight | Length | H.P | SALE            |
|   | DOT10L2500-01                         | 23,000 | Front   | 1/4    | 1.4 lb | 6.3"   | 0.9 | <b>\$480.00</b> |